


FEBRUARY




SINGLE FAMILY



CONDOMINIUMS



VACANT LAND

MEDIAN SALES PRICE	2024	\$502,000 ▲	\$667,500 ▲	\$46,000 ▲
	2023	\$459,500	\$554,000	\$44,500

CLOSED SALES	2024	165 ▲	42 ▼	170 ▲
	2023	133	48	122

OPENED LISTINGS	2024	134 ▲	31 ▲	164 ▲
	2023	107	30	148

VOLUME SALES	2024	\$209,107,060 ▲	\$50,823,275 ▼	\$23,155,300 ▲
	2023	\$95,482,608	\$57,934,000	\$20,621,494

All information taken from Hawaii Information Services. MLS Sales Data information shown herein, while not guaranteed, is derived from sources deemed reliable. Old Republic Title is providing this information as a free customer service and makes no warranties or representations as to its accuracy.

Gretchen Harttown, REALTOR® (S) | RS-82287
 (808) 557-5147 | gretchen@betterislandlifestyle.com

Bobby Harttown, REALTOR® (S) | RS-84886
 (808) 557-3466 | bobby@betterislandlifestyle.com

Team Harttown Your Big Island Realtors



ISLAND LIFESTYLE

Shops at Mauna Lani
 68-1330 Mauna Lani Dr. #308 | Kānuoia, HI 96743
 facebook.com/gobigisland | instagram.com/gobigislandlife
 gobigislandlife.com



FEB 2024	FEB 2023	FEB 2024	FEB 2023
Closed Sales	Closed Sales	Median Price	Median Price

SINGLE FAMILY HOMES

Puna	67	56	\$350,000	\$315,000
South Hilo	19	15	\$580,000	\$470,000
North Hilo	2	1	\$865,000	\$235,000
Hamakua	3	3	\$475,000	\$996,000
North Kohala	9	6	\$1,595,000	\$2,275,000
South Kohala	8	6	\$868,500	\$742,500
North Kona	38	26	\$1,382,500	\$945,000
South Kona	3	9	\$683,500	\$695,000
Ka'u	16	11	\$261,000	\$350,000

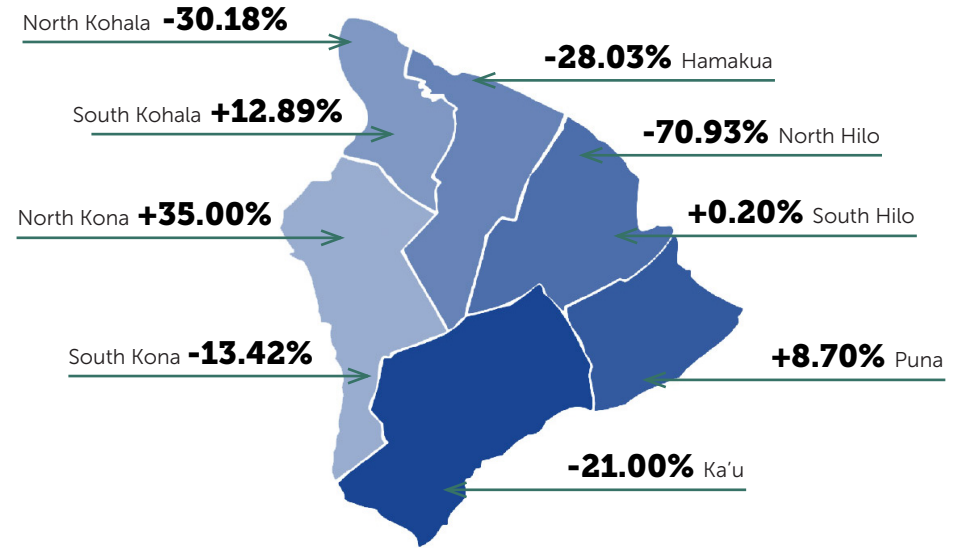
CONDOMINIUM

Puna	-	-	-	-
South Hilo	5	9	\$195,000	\$315,000
North Hilo	-	-	-	-
Hamakua	-	-	-	-
North Kohala	-	-	-	-
South Kohala	18	13	\$1,187,500	\$889,000
North Kona	18	26	\$592,500	\$580,000
South Kona	1	-	\$425,300	-
Ka'u	-	-	-	-

VACANT LAND

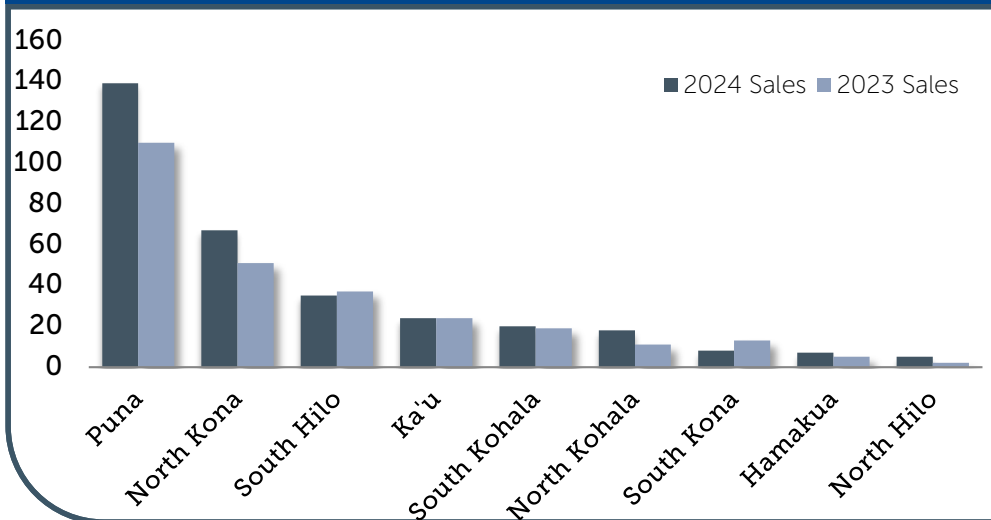
Puna	101	77	\$43,000	\$32,000
South Hilo	1	5	\$275,000	\$300,000
North Hilo	-	1	-	\$1,615,000
Hamakua	2	1	\$320,000	\$440,000
North Kohala	2	1	\$501,250	\$2,500,000
South Kohala	3	-	\$1,625,000	-
North Kona	4	9	\$768,500	\$460,000
South Kona	8	5	\$425,000	\$219,500
Ka'u	49	23	\$30,000	\$20,000

	CLOSED SALES			MEDIAN SALES PRICE		
	2024	2023	% Change	2024	2023	% Change
Puna	139	110	26.36%	\$350,000	\$322,000	8.70%
South Hilo	35	37	-5.41%	\$506,000	\$505,000	0.20%
North Hilo	5	2	150.00%	\$870,000	\$2,992,500	-70.93%
Hamakua	7	5	40.00%	\$475,000	\$660,000	-28.03%
North Kohala	18	11	63.64%	\$977,500	\$1,400,000	-30.18%
South Kohala	20	19	5.26%	\$1,007,500	\$892,500	12.89%
North Kona	67	51	31.37%	\$1,350,000	\$1,000,000	35.00%
South Kona	8	13	-38.46%	\$601,750	\$695,000	-13.42%
Ka'u	24	24	0.00%	\$280,250	\$354,750	-21.00%
Summary	323	272	18.75%	\$499,000	\$490,000	1.84%



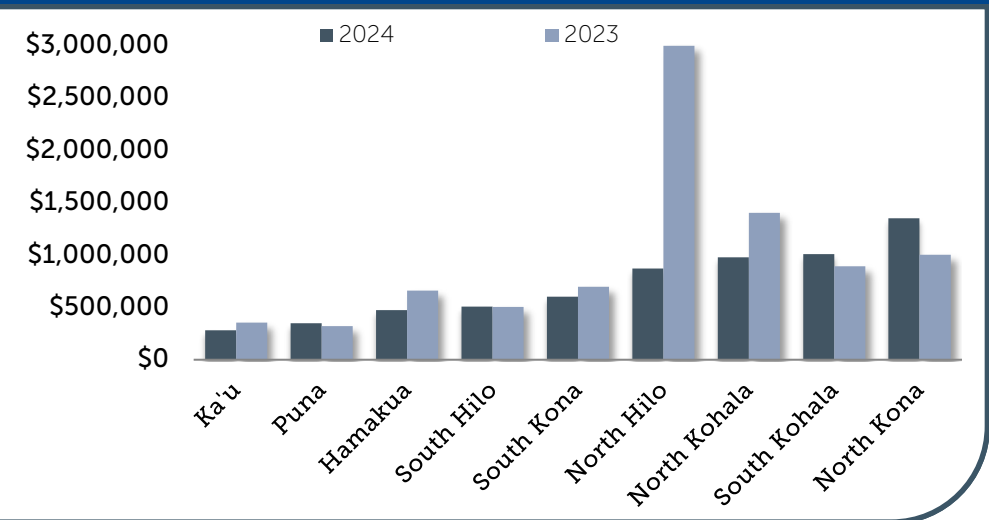
Single Family Residence Unit Sales YTD

2024 vs 2023



Single Family Residence Median Sales Price YTD

2024 vs 2023

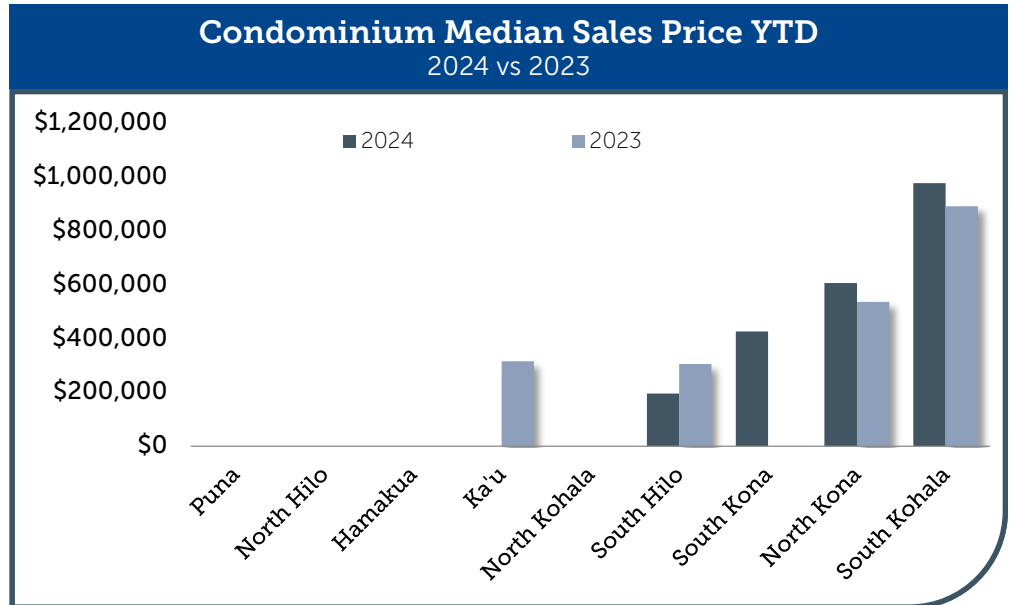
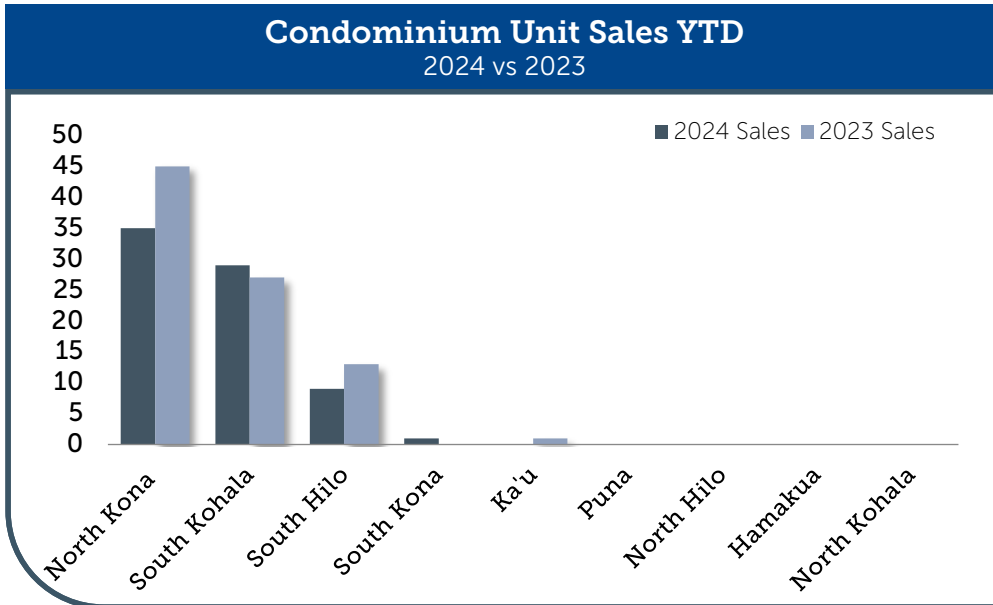
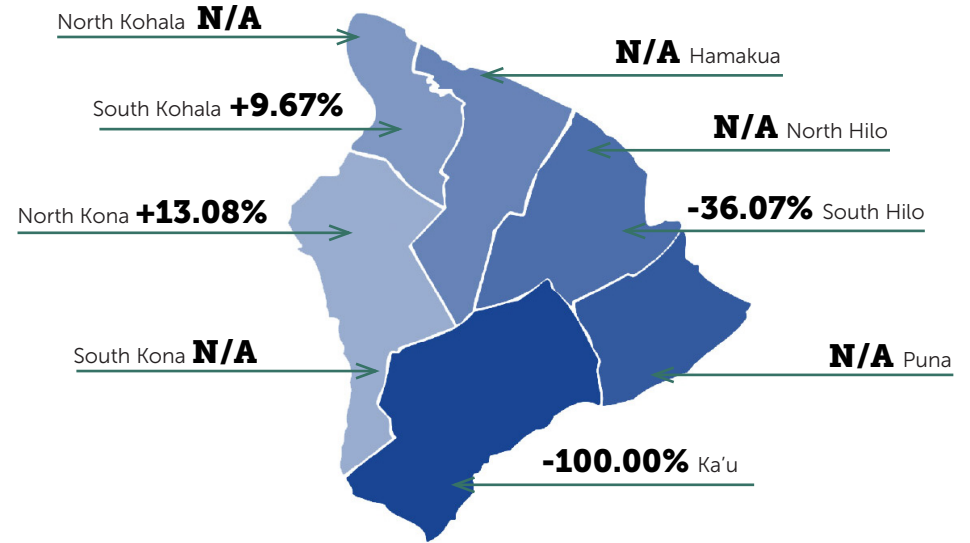


*All information taken from Hawaii Information Services. MLS Sales Data information shown herein, while not guaranteed, is derived from sources deemed reliable. Old Republic Title is providing this information as a free customer service and makes no warranties or representations as to its accuracy.



CONDOMINIUM

	CLOSED SALES			MEDIAN SALES PRICE		
	2024	2023	% Change	2024	2023	% Change
Puna	-	-	-	-	-	-
South Hilo	9	13	-30.77%	\$195,000	\$305,000	-36.07%
North Hilo	-	-	-	-	-	-
Hamakua	-	-	-	-	-	-
North Kohala	-	-	-	-	-	-
South Kohala	29	27	7.41%	\$975,000	\$889,000	9.67%
North Kona	35	45	-22.22%	\$605,000	\$535,000	13.08%
South Kona	1	-	-	\$425,300	-	-
Ka'u	-	1	-100.00%	-	\$315,000	-100.00%
Summary	74	86	-13.95%	\$623,500	\$580,000	7.50%

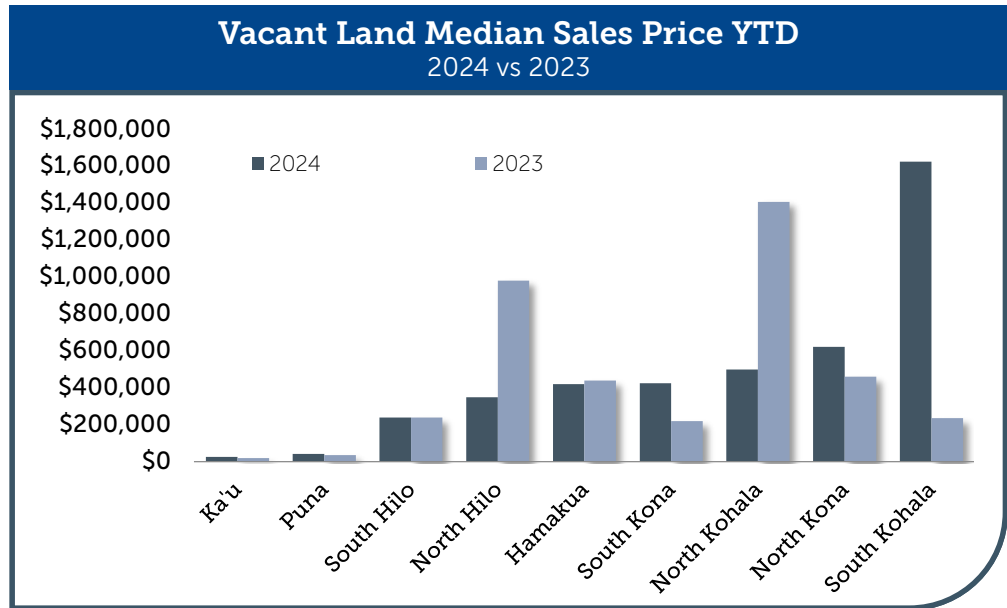
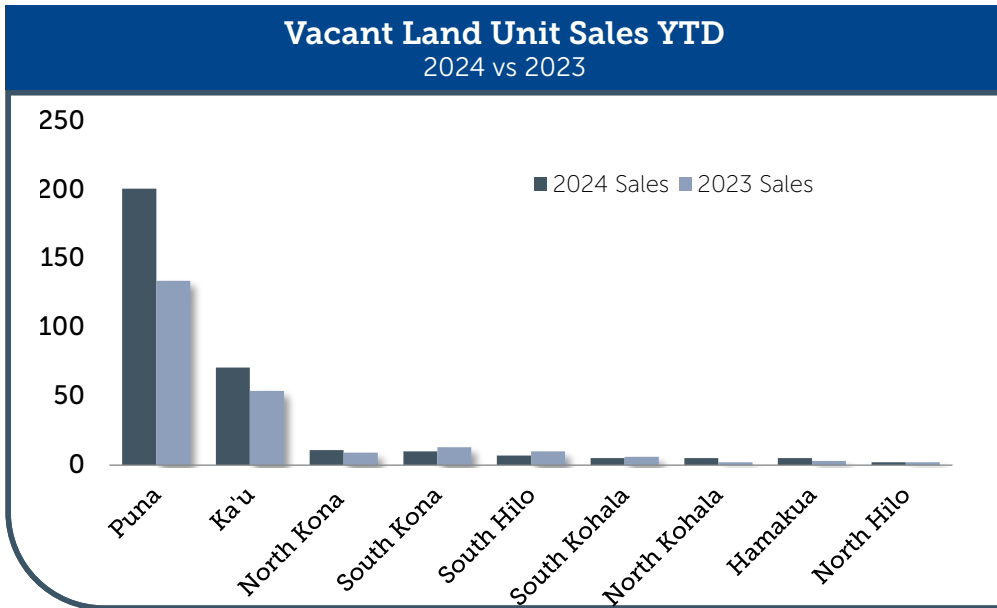
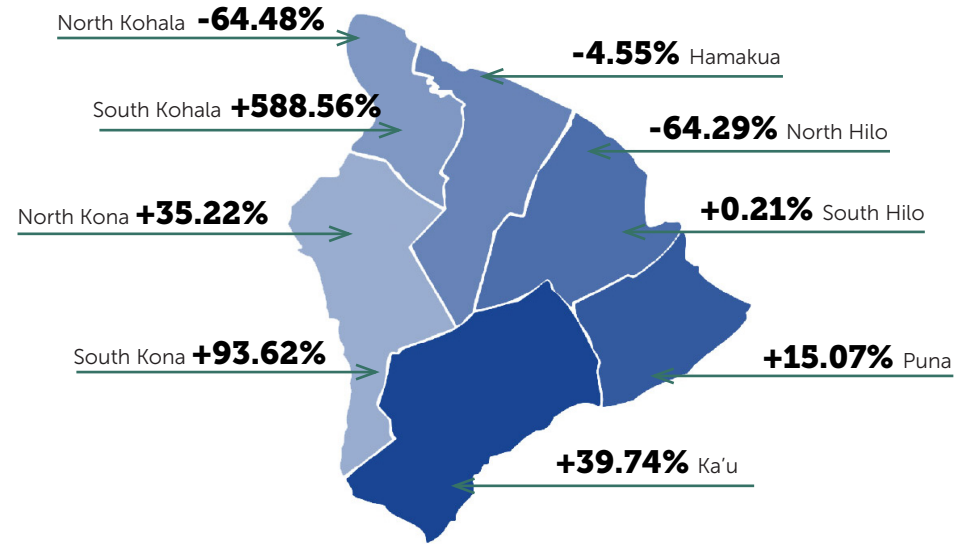


*All information taken from Hawaii Information Services. MLS Sales Data information shown herein, while not guaranteed, is derived from sources deemed reliable. Old Republic Title is providing this information as a free customer service and makes no warranties or representations as to its accuracy.



VACANT LAND

	CLOSED SALES			MEDIAN SALES PRICE		
	2024	2023	% Change	2024	2023	% Change
Puna	201	134	50.00%	\$42,000	\$36,500	15.07%
South Hilo	7	10	-30.00%	\$240,000	\$239,500	0.21%
North Hilo	2	2	0.00%	\$350,000	\$980,000	-64.29%
Hamakua	5	3	66.67%	\$420,000	\$440,000	-4.55%
North Kohala	5	2	150.00%	\$500,000	\$1,407,500	-64.48%
South Kohala	5	6	-16.67%	\$1,625,000	\$236,000	588.56%
North Kona	10	13	-23.08%	\$622,000	\$460,000	35.22%
South Kona	11	9	22.22%	\$425,000	\$219,500	93.62%
Ka'u	71	54	31.48%	\$26,900	\$19,250	39.74%
Summary	317	233	36.05%	\$46,000	\$45,000	2.22%



*All information taken from Hawaii Information Services. MLS Sales Data information shown herein, while not guaranteed, is derived from sources deemed reliable. Old Republic Title is providing this information as a free customer service and makes no warranties or representations as to its accuracy.